




# Diesel Generator Set QSK60 Series Engine

1600 kW - 2000 kW 60 Hz



## Description

Cummins® commercial generator sets are fully integrated power generation systems providing optimum performance, reliability and versatility for stationary Standby and Prime Power applications. Codes or standards compliance may not be available with all model configurations – consult factory for availability.

## Features

**Cummins heavy-duty engine** - Rugged 4-cycle, industrial diesel delivers reliable power, low emissions and fast response to load changes.

**Alternator** - Several alternator sizes offer selectable motor starting capability with low reactance 2/3 pitch windings, low waveform distortion with non-linear loads and fault clearing short-circuit capability.

**Permanent Magnet Generator (PMG)** - Offers enhanced motor starting and fault clearing short-circuit capability.

**Control system** - The PowerCommand® digital control is standard equipment and provides total genset system integration including automatic remote starting/stopping, precise frequency and voltage regulation, alarm and status message display, AmpSentry™ protective relay, output metering and auto-shutdown at fault detection and NFPA 110 Level 1 compliance.

**Cooling system** - Standard integral set-mounted radiator system, designed and tested for rated ambient temperatures, simplifies facility design requirements for rejected heat.

**NFPA** - The genset accepts full rated load in a single step in accordance with NFPA 110 for Level 1 systems.

**Warranty and service** - Backed by a comprehensive warranty and worldwide distributor network.

Model	Standby rating		Prime rating		Continuous rating		Data sheets	
	60 Hz kW (kVA)	50 Hz kW (kVA)	60 Hz kW (kVA)	50 Hz kW (kVA)	60 Hz kW (kVA)	50 Hz kW (kVA)	60 Hz	50 Hz
DQKAA	1750 (2188)		1600 (2000)				D-3335	
DQKAB	2000 (2500)		1825 (2281)				D-3336	

## Generator Set Specifications

Governor regulation class	ISO8528 Part 1 Class G3
Voltage regulation, no load to full load	± 0.5%
Random voltage variation	± 0.5%
Frequency regulation	Isochronous
Random frequency variation	± 0.25%
Radio frequency emissions compliance	IEC 801.2 through IEC 801.5; MIL STD 461C, Part 9

## Engine Specifications

Bore	158.8 mm (6.25 in.)
Stroke	190.0 mm (7.48 in.)
Displacement	60.2 litres (3673 in <sup>3</sup> )
Configuration	Cast iron, V 16 cylinder
Battery capacity	2200 amps minimum at ambient temperature of -18 °C to 0 °C (0 °F to 32 °F)
Battery charging alternator	40 amps
Starting voltage	24 volt, negative ground
Fuel system	Cummins' Modular Common Rail System
Fuel filter	Dual element, 10 micron filtration, spin-on fuel filters with 15 micron water separator
Air cleaner type	Dry replaceable element
Lube oil filter type(s)	Four spin-on, combination full flow filter and bypass filters
Standard cooling system	High ambient radiator

## Alternator Specifications

Design	Brushless, 4 pole, drip proof revolving field
Stator	2/3 pitch
Rotor	Single bearing, flexible discs
Insulation system	Class H on low and medium voltage, Class F on high voltage
Standard temperature rise	150 °C Standby at 40 °C ambient
Exciter type	Permanent Magnet Generator (PMG)
Phase rotation	A (U), B (V), C (W)
Alternator cooling	Direct drive centrifugal blower fan
AC waveform Total Harmonic Distortion (THDV)	< 5% no load to full linear load, < 3% for any single harmonic
Telephone Influence Factor (TIF)	< 50 per NEMA MG1-22.43
Telephone Harmonic Factor (THF)	< 3

## Available Voltages

60 Hz Line-Neutral/Line-Line				50 Hz Line-Neutral/Line-Line			
• 219/380	• 277/480	• 2400/4160	• 7620/13200	• 220/380	• 240/415	• 1905/3300	• 3810/6600
• 254/440	• 347/600	• 7200/12470	• 7970/13800	• 230/400	• 254/440	• 3640/6300	• 6350/11000

\* Note: Consult factory for other voltages.

## Generator Set options and Accessories

### Engine

- 208/240/480 V coolant heater for ambient above 4.5 °C (40 °F)
- 208/240/480 V coolant heater for ambient below 4.5 °C (40 °F)

### Control panel

- PowerCommand 3.3
- Multiple language support
- 120/240 V 100 W control anti-condensation heater
- Exhaust pyrometer
- Ground fault indication
- Remote annunciator panel
- Paralleling relay package
- Shutdown alarm relay package
- Audible engine shutdown alarm
- AC output analog meters (bargraph)

### Alternator

- 80 °C rise
- 105 °C rise
- 125 °C rise
- 120/240 V 300 W anti-condensation heater
- Temperature sensor - RTDs, 2/phase
- Temperature sensor – alternator bearing RTD
- Differential current transformers

### Exhaust system

- Industrial grade exhaust silencer
- Residential grade exhaust silencer
- Critical grade exhaust silencer

### Cooling system

- Remote radiator

### Generator set

- AC entrance box
- Battery

- Battery rack with hold-down - floor standing
- Circuit breaker - set mounted
- Disconnect switch – set mounted
- PowerCommand network
- Remote annunciator panel
- Spring isolators
- 2-year warranty
- 5-year warranty
- 10-year major components warranty

\*Note: Some options may not be available on all models - consult factory for availability.

## PowerCommand 3.3 – Control System



An integrated microprocessor-based generator set control system providing voltage regulation, engine protection, alternator protection, operator interface and isochronous governing. Refer to document S-1570 for more detailed information on the control.

**AmpSentry** – Includes integral AmpSentry protection, which provides a full range of alternator protection functions that are matched to the alternator provided.

**Power management** – Control function provides battery monitoring and testing features and smart starting control system.

**Advanced control methodology** – Three phase sensing, full wave rectified voltage regulation, with a PWM output for stable operation with all load types.

**Communications interface** – Control comes standard with PCCNet and Modbus interface.

**Regulation compliant** – Prototype tested: UL, CSA and CE compliant.

**Service** - InPower™ PC-based service tool available for detailed diagnostics, setup, data logging and fault simulation.

**Easily upgradeable** – PowerCommand controls are designed with common control interfaces.

**Reliable design** – The control system is designed for reliable operation in harsh environment.

**Multi-language support**

### Operator Panel Features

#### Operator/display functions

- Displays paralleling breaker status
- Provides direct control of the paralleling breaker
- 320 x 240 pixels graphic LED backlight LCD
- Auto, manual, start, stop, fault reset and lamp test/panel lamp switches
- Alpha-numeric display with pushbuttons
- LED lamps indicating genset running, remote start, not in auto, common shutdown, common warning, manual run mode, auto mode and stop

#### Paralleling control functions

- First Start Sensor™ system selects first genset to close to bus
- Phase lock loop synchronizer with voltage matching
- Sync check relay
- Isochronous kW and kVar load sharing
- Load govern control for utility paralleling
- Extended paralleling (base load/peak shave) mode
- Digital power transfer control, for use with a breaker pair to provide open transition, closed transition, ramping closed transition, peaking and base load functions.

#### Alternator data

- Line-to-Neutral and Line-to-Line AC volts
- 3-phase AC current
- Frequency
- kW, kVAR, power factor kVA (three phase and total)

#### Engine data

- DC voltage
- Engine speed
- Lube oil pressure and temperature
- Coolant temperature
- Comprehensive FAE data (where applicable)

#### Other data

- Genset model data
- Start attempts, starts, running hours, kW hours
- Load profile (operating hours at % load in 5% increments)
- Fault history
- Data logging and fault simulation (requires InPower)

### Standard Control Functions

#### Digital governing

- Integrated digital electronic isochronous governor
- Temperature dynamic governing

#### Digital voltage regulation

- Integrated digital electronic voltage regulator
- 3-phase, 4-wire Line-to-Line sensing
- Configurable torque matching

#### AmpSentry AC protection

- AmpSentry protective relay
- Over current and short circuit shutdown
- Over current warning
- Single and three phase fault regulation
- Over and under voltage shutdown
- Over and under frequency shutdown
- Overload warning with alarm contact
- Reverse power and reverse Var shutdown
- Field overload shutdown

#### Engine protection

- Battery voltage monitoring, protection and testing
- Overspeed shutdown
- Low oil pressure warning and shutdown
- High coolant temperature warning and shutdown
- Low coolant level warning or shutdown
- Low coolant temperature warning
- Fail to start (overcrank) shutdown
- Fail to crank shutdown
- Cranking lockout
- Sensor failure indication
- Low fuel level warning or shutdown
- Fuel-in-rupture-basin warning or shutdown

Full authority electronic engine protection

## Standard Control Functions (continued)

### Control functions





- Time delay start and cool down
- Real time clock for fault and event time stamping
- Exerciser clock and time of day start/stop
- Data logging
- Cycle cranking
- Load shed
- Configurable inputs and outputs (4)
- Remote emergency stop

### Options

- Auxiliary output relays (2)

## Codes and Standards

Codes or standards compliance may not be available with all model configurations – consult factory for availability.

	<p>This generator set is designed in facilities certified to ISO 9001 and manufactured in facilities certified to ISO 9001 or ISO 9002.</p>		<p>The generator set is available listed to UL 2200 for all 60 Hz low voltage models, Stationary Engine Generator Assemblies. The PowerCommand control is Listed to UL 508 - Category NITW7 for U.S. and Canadian usage. Circuit breaker assemblies are UL 489 Listed for 100% continuous operation and also UL 869A Listed Service Equipment.</p>
	<p>The Prototype Test Support (PTS) program verifies the performance integrity of the generator set design. Cummins products bearing the PTS symbol meet the prototype test requirements of NFPA 110 for Level 1 systems.</p>	<p><b>U.S. EPA</b></p>	<p>Engine certified to Stationary Emergency U.S. EPA New Source Performance Standards, 40 CFR 60 subpart IIII Tier 2 exhaust emission levels. U.S. applications must be applied per this EPA regulation.</p>
	<p>All low voltage models are CSA certified to product class 4215-01.</p>	<p><b>International Building Code</b></p>	<p>The genset package is certified for seismic application in accordance with the following International Building Code: IBC2000, IBC2003, IBC2006, and IBC2009.</p>

**Warning:** Back feed to a utility system can cause electrocution and/or property damage. Do not connect to any building's electrical system except through an approved device or after building main switch is open.